



National Survey Results: Young People on the State of the Nation

January 2022

United States, age 17-39

January 2-6, 2022 · N=1936

The Civiqs logo consists of the word "civiqs" in a lowercase, blue, sans-serif font. The letter "i" is stylized with a vertical line extending upwards from its top, resembling a speech bubble or a data point.

Civiqs polled 1936 young people age 17-39 nationwide from January 2-6, 2022.

The survey was conducted online, among selected members of the Civiqs research panel.

Survey results are weighted by age, gender, race, education, and party identification. Respondents include an oversample of Asian-Americans and Pacific Islanders (AAPI) to increase the precision of survey results for that subgroup. The survey has a margin of error of $\pm 2.5\%$.

Party Identification

Democrat: 39%

Republican: 20%

Independent: 41%

Race

White: 63%

Latinx: 14%

Black: 13%

AAPI: 5%

Other: 5%

Gender

Female: 53%

Male: 47%

Age

17-25: 38%

26-32: 32%

33-39: 30%

Education level

Non-college graduate: 73%

College graduate: 17%

Postgraduate: 10%

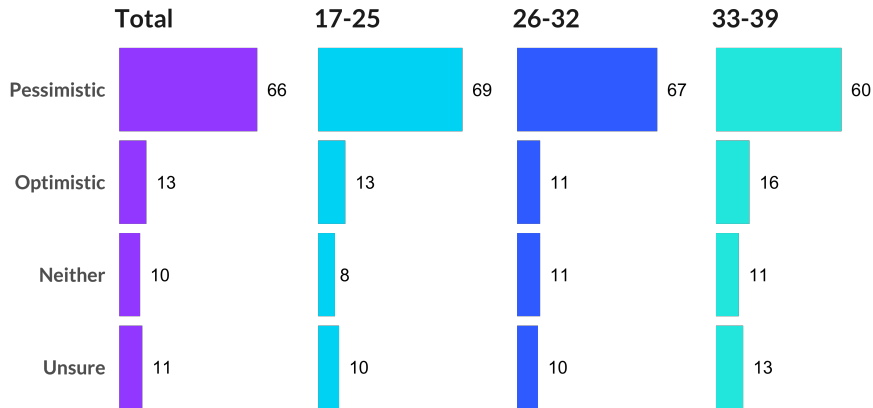
Turnout motivation

Extremely motivated: 70%

Moderately motivated: 24%

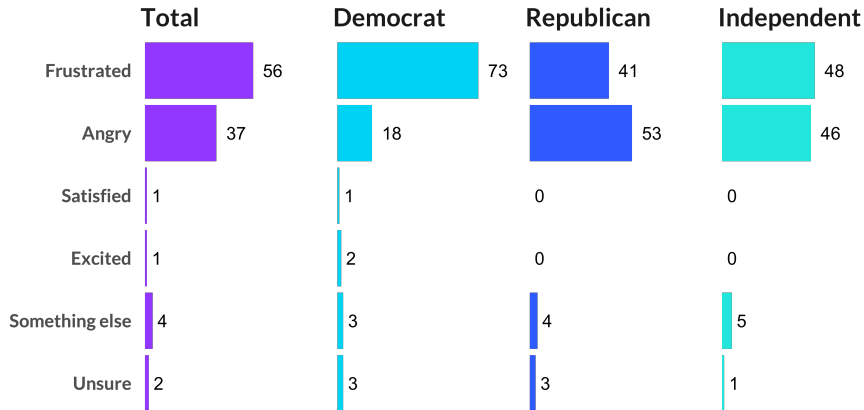
Not motivated at all: 5%

Thinking about the future of the United States, do you usually feel:



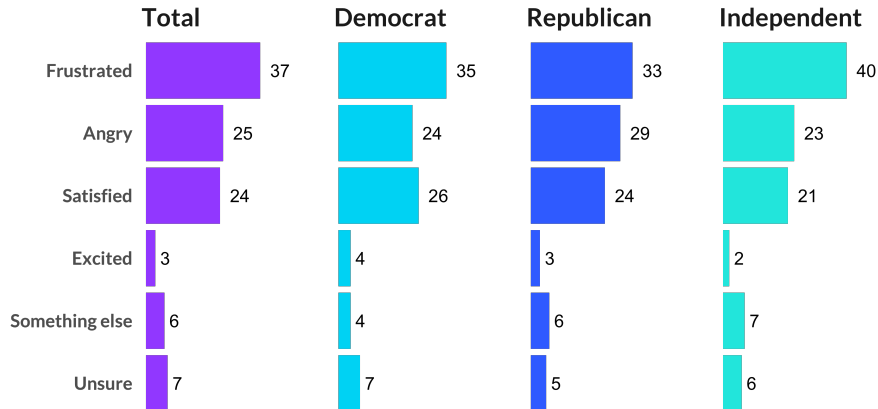
Sentiments about Politicians in DC, by Party

Generally speaking, which of these best describes your feelings about politicians in Washington, DC today?



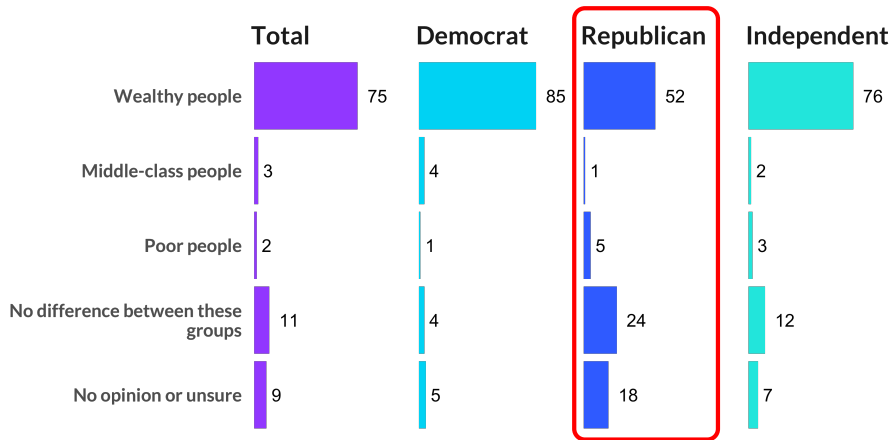
Sentiments about State & Local Government, by Party

Generally speaking, which of these best describes your feelings about your state and local government today?



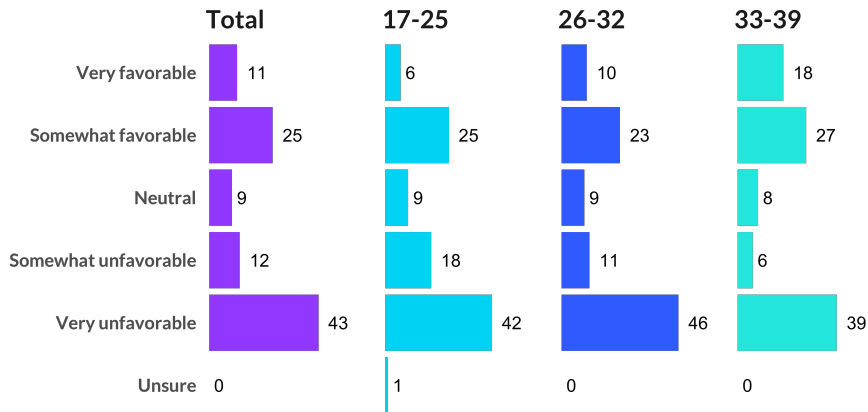
Politicians' Priority by Economic Status, by Party

Who do you think political leaders in Washington, DC care the most about?



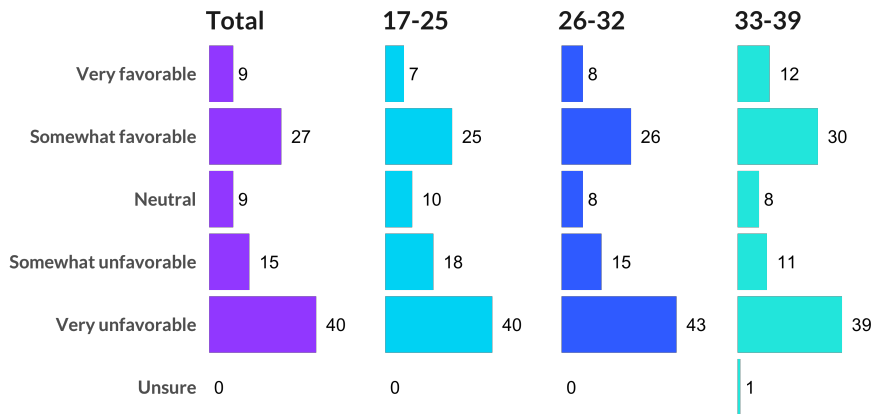
Joe Biden Favorable Rating, by Age

Do you have a favorable or unfavorable opinion of Joe Biden?



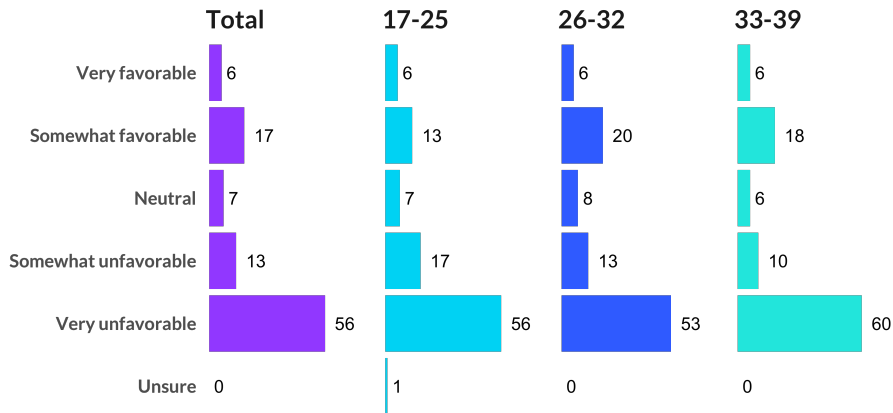
Democrats in Congress Favorable Rating, by Age

Do you have a favorable or unfavorable opinion of Democrats in Congress?



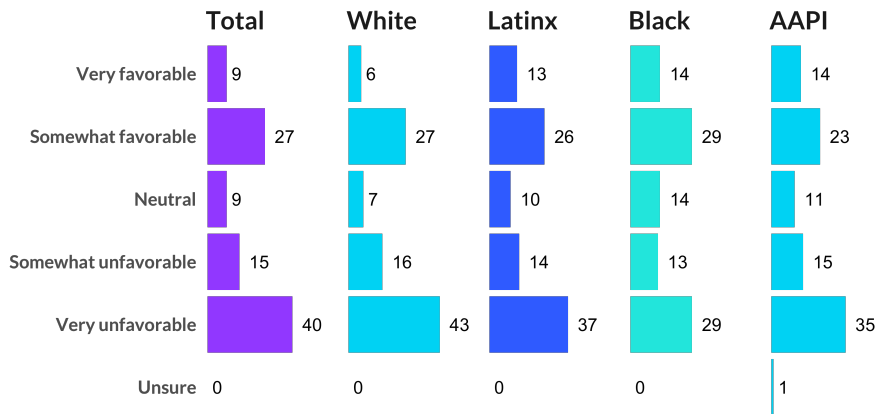
Republicans in Congress Favorable Rating, by Age

Do you have a favorable or unfavorable opinion of Republicans in Congress?



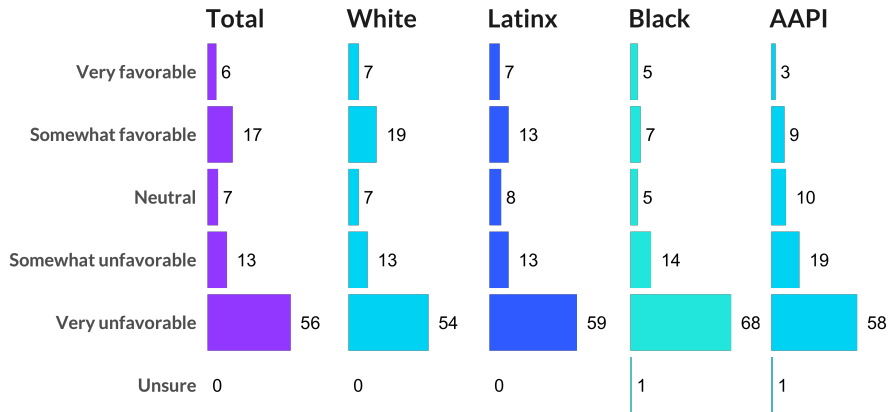
Democrats in Congress Favorable Rating, by Race

Do you have a favorable or unfavorable opinion of Democrats in Congress?



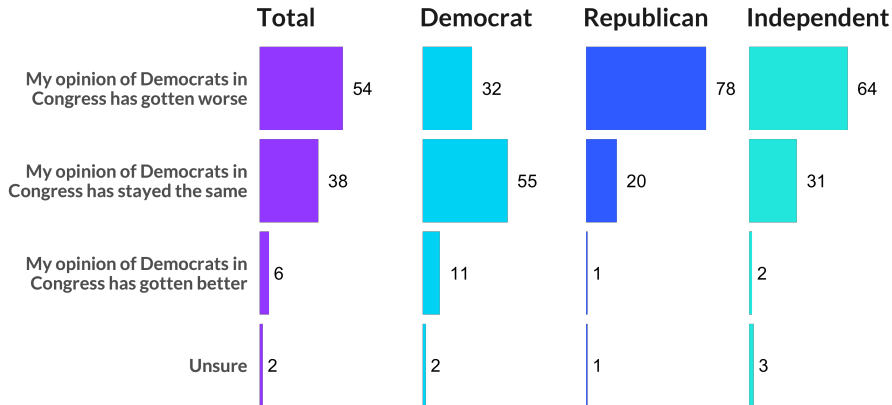
Republicans in Congress Favorable Rating, by Race

Do you have a favorable or unfavorable opinion of Republicans in Congress?



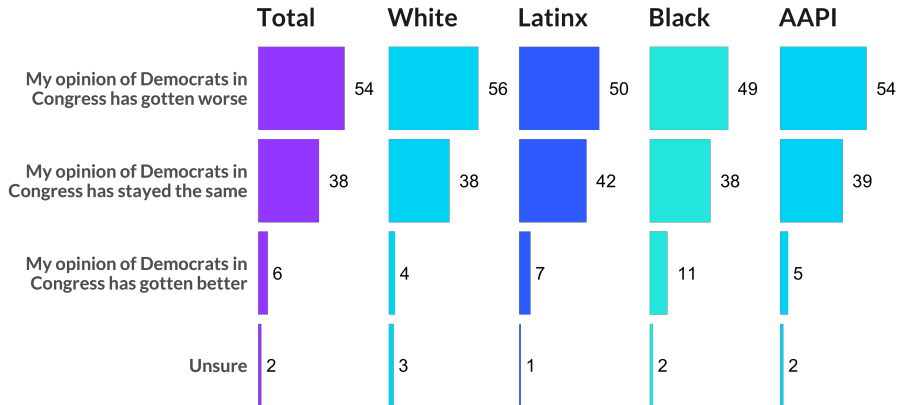
Opinion of Democrats in Congress, by Party

Has your opinion of Democrats in Congress changed since they won control of the U.S. House and Senate in the 2020 elections?



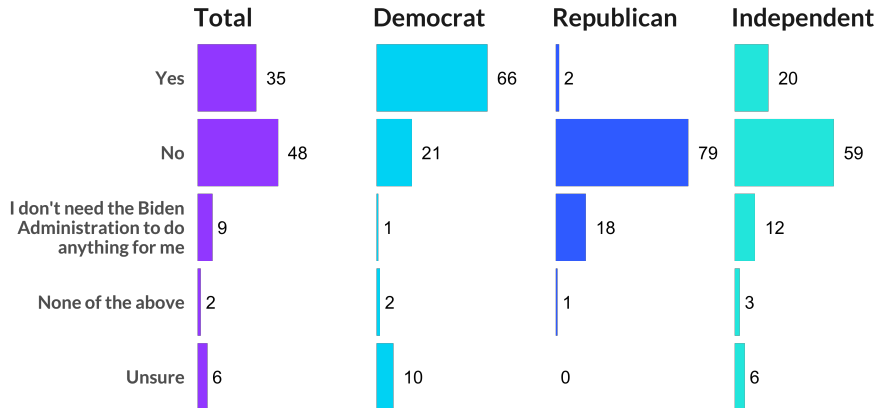
Opinion of Democrats in Congress, by Race

Has your opinion of Democrats in Congress changed since they won control of the U.S. House and Senate in the 2020 elections?



Positive Impact of Biden Administration, by Party

Do you think that the Biden Administration is currently working on policies that positively impact your life?

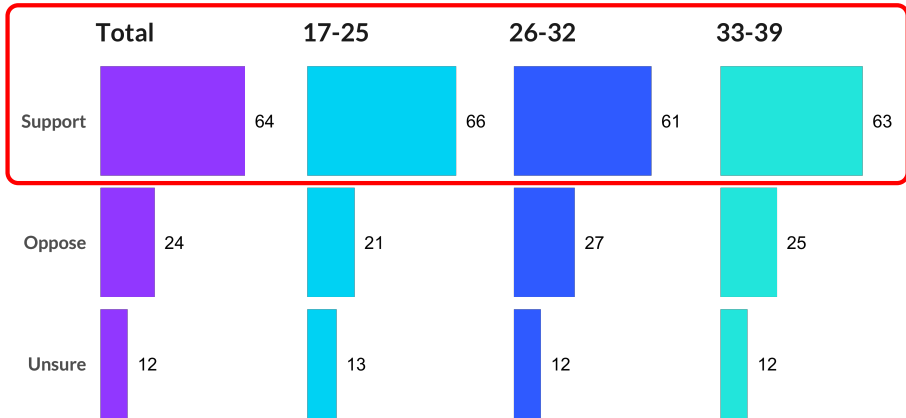


What are the top three most important policies that you would like elected officials to work on right now, among those listed here? (Percent selecting each option)

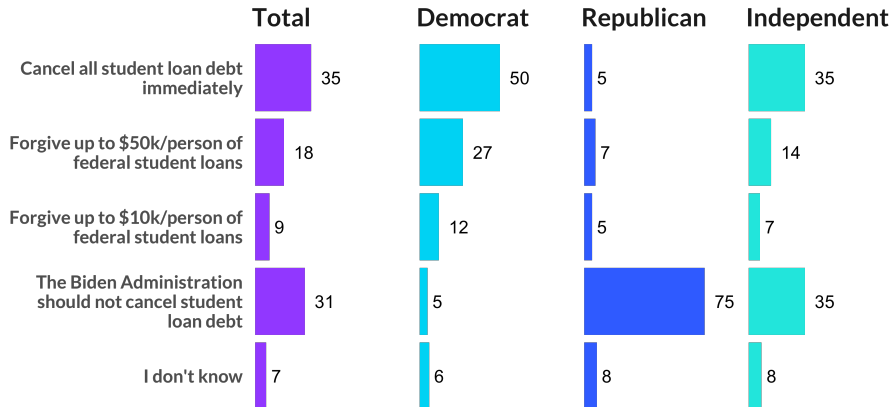
Increase taxes on corporations and the wealthy	30%
Transition to 100% clean and renewable energy	25%
Replace private insurance with Medicare for All	23%
Restore protections against racial voter discrimination	21%
Cancel student loan debt	20%

Pausing Student Loan Repayment, by Age

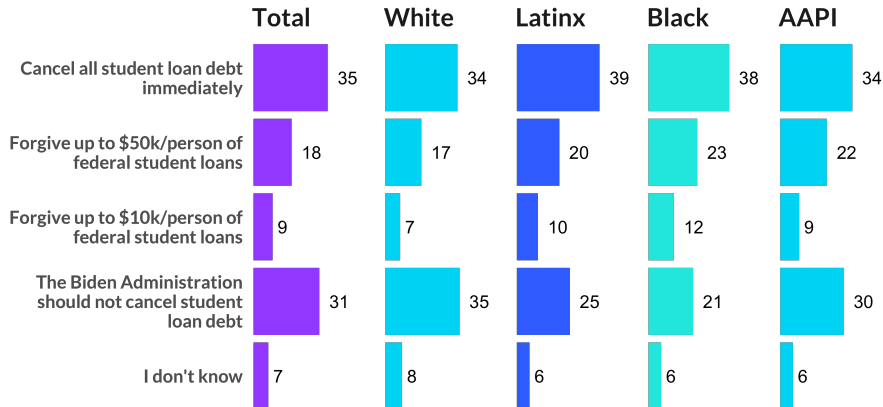
As you may know, the Biden Administration has extended the pause on student loan payments until May 1st. Do you support or oppose this extension?



What comes closest to your views on actions the Biden Administration should take regarding student loan debt?



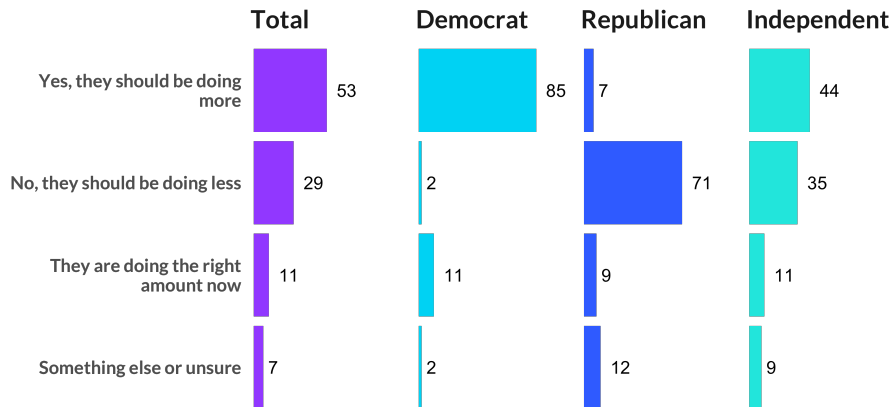
What comes closest to your views on actions the Biden Administration should take regarding student loan debt?



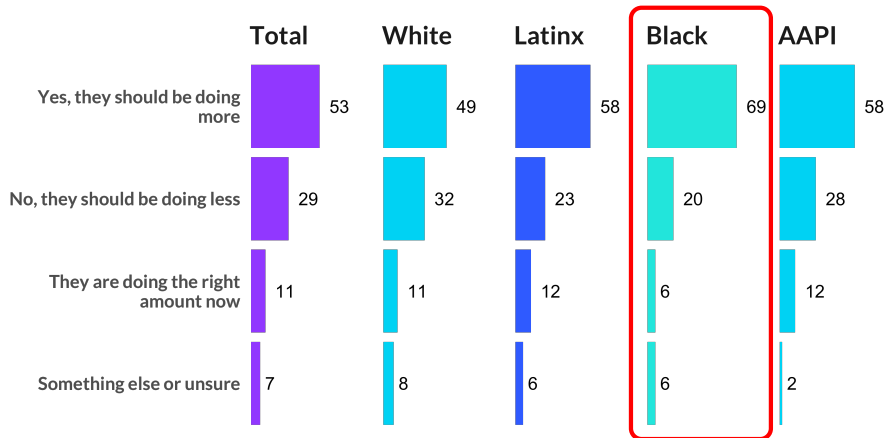
What are the two most important issues for elected officials to address around voting and elections, among those listed here? (Percent selecting each option)

End partisan gerrymandering and implement fair redistricting processes	47%
Stop voter suppression and protect voters from racial discrimination	39%
Automatically registering every American to vote when they turn 18	18%
Restore voting rights to people with prior felony convictions	13%
Make it easier to vote by mail	10%
Expand early voting (ability to vote before Election Day)	8%

Do you think that Congress should be doing more to investigate and hold people accountable for the January 6, 2021 attack on the U.S. Capitol building?

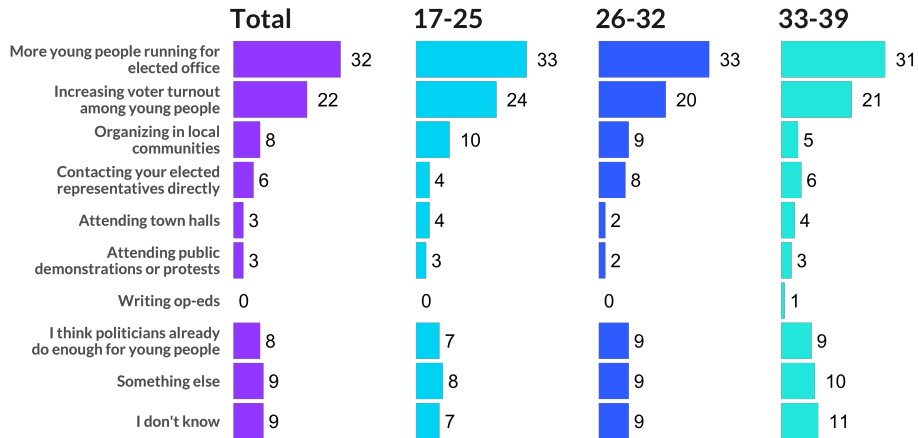


Do you think that Congress should be doing more to investigate and hold people accountable for the January 6, 2021 attack on the U.S. Capitol building?



Increasing Political Impact for Young People, by Age

What do you think is the best way to get politicians to do more to benefit young people in America?



In what ways do you think you may get involved in the November 2022 election? Please select all that apply. (Percent selecting each option)

Turning out to vote	89%
Donating to a campaign or nonprofit organization	40%
Volunteering for a campaign or nonprofit organization	22%
Phonebanking; textbanking; or canvassing for a campaign or nonprofit organization	16%
I don't plan to participate in any way	5%
Something else	10%
Unsure	4%